




**Phonics**  
**Screening Check:**  
*Information for*  
*Parents*

February 2025

# What is Phonics?



Phonics is an effective way of teaching children to read. By ensuring high quality phonics teaching, we want to improve literacy levels and give all children a solid base to build on as they progress through school.

Through phonics, children are taught how to:

- recognise the sounds that each individual letter makes
- identify the sounds that different combinations of letters make, such as 'sh' or 'oo'
- blend these sounds together from left to right to make a word

Children can then use this knowledge to 'decode' new words that they hear or see. This is the first important step in learning to read.

# What is the phonics screening check?

Children in Year 1 throughout the country will all be taking part in a phonics screening check during the same week in June. Children in Year 2 will also take the check if they did not achieve the required result when in Year 1 or they have not taken the test before.

The phonics screening check is designed to confirm whether individual children have learnt phonic decoding and blending skills to an appropriate standard.

# What happens during the test?

The test contains 40 words. Each child will sit one-to-one and read each word aloud to a teacher. The test will take approximately 15 minutes per child, although all children are different and will complete the check at their own pace. The list of words the children read is a combination of 20 real words and 20 pseudo words (nonsense words).

shrimp

split

stripe

blenk



froast




scrup



# Pseudo words (nonsense words)

The pseudo words will be shown to your child with a picture of an alien. This provides the children with a context for the pseudo word which is independent from any existing vocabulary they may have. Pseudo words are included because they will be new to all pupils; they do not favour children with a good vocabulary knowledge or visual memory of words.

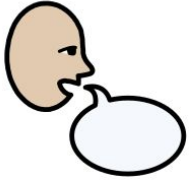


# What are we doing to prepare?



- Daily phonics sessions
- Daily retrieval opportunities
- Daily guided reading sessions matched to our phonics learning
- Regular tracking of individual progress
- Phonics screen 'mock'
- Lots of opportunities to practise reading real and nonsense words
- Daily intervention to address any gaps
- Reading buddies
- Weekly phonics home learning set

## Reporting to parents



By the end of the summer term all schools must report each child's results to their parents. They will also confirm if the child has met the standard threshold. A pass mark is published after the test. Children who do not achieve the expected level will retake the test when they are in Year 2.

You will receive your child's result with their end of year report.

## How will the results be used?

Schools will have access to all their pupils' results to identify those who need additional support and make plans to help them improve. Schools can use the results to analyse their own performance.

# How can I help my child at home?



- Read as much as possible to and with your child.
- Phonics works best when children are given plenty of encouragement and learn to enjoy reading and books. Lots of praise!
- If your child is struggling to decode a word, help them by encouraging them to say each sound in the word from left to right (not to guess using pictures!).
- Blend the sounds by pointing to each one, e.g. /c/ in cat, /p/ in pat, /ng/ in sing, /ee/ in been. Next move your finger under the whole word as you say it.
- Discuss the meaning of words if your child does not know what they have read.
- Complete the weekly phonics home learning activity.
- Please ask if you would like any more information or resources.