





Welcome to Dolphins



Year 2





The Year 2 Team

Class Teachers

Mrs Fowler (Mon, Tues, Weds)

Mrs Wander (Thurs, Fri)

The Year 2 Team



Mrs Lemon (Mon, Tues, Weds)

Mr Trigger (all week)

Mrs Selby (Thurs, Fri)

Routine



- Morning activity
- Register is at 8.55am
- Phonics
- English
- Worship
- Playtime (snack and milk)
- Maths
- Guided Reading
- Lunch time
- Maths fluency/Handwriting
- Science, Computing, Geography, History, P.E., R.E., Art, Music, D.T., PSHE.



Uniform



- Grey trousers, shorts, skirt or pinafore dress
- White or red polo shirt or shirt
- Or red striped/checked dress
- White, black or grey socks/tights
- Black shoes (no trainers)

Hair longer than shoulder length should be tied back.

Only stud earrings and an analogue watch are permitted (cultural exceptions).



PE



Monday and Tuesday afternoons.

Please send children into school with their PE kit on a Monday. It will be returned home on Tuesday, unless it's needed for an after school club.



PE



- White tshirt
- Black shorts/leggings/joggers
- Black or red jumper/fleece/hoodie (for colder months)
- Earrings need to be removed or taped at the beginning of the day
- Socks if your child is wearing tights!

Please , ensure all uniform and PE kit is named.

Belongings



- All clearly named
- Bookbags (no rucksacks please)
- No toys


Snacks

- Fruit/vegetable snack is always available
- A low sugar snack from home - fresh fruit/vegetables (hummus), Greek yogurt, cheese and crackers, rice cakes, plain or lightly salted popcorn.



Topics

- We Are Colourful!
- The Great Fire of London
- What a Wonderful World!
- Heroes - Past and Present
- Once Upon a Time ...
- Beside the Seaside



Art / DT topics

Term	Art	DT
Autumn 1	Colour mixing	
Autumn 2		Moving pictures
Spring 1	Pattern printing	Fruit salad
Spring 2		Sewing
Summer 1	Clay tiles	
Summer 2	Portrait drawing	Moving vehicles

Really exciting, practical and creative opportunities coming up - all help much appreciated!



HeartSmart



We are a **HeartSmart School!** HeartSmart is a creative approach that we use to build character, emotional health and resilience in children. At St John's, we want everyone to know that they are loved, cared for and valued. We recognise the value of educating the heart alongside educating the mind. We use HeartSmart to do just that!



Home / School Link Book



- Useful information all in one place
- Book level descriptors – helpful ideas
- Reading log
- Sound chart
- Spellings
- School Charter
- Books changed and Link Books checked on a Monday, Tuesday or Wednesday



Reading



- Please aim to hear your child read as often as possible.
- Record in Home Link Book
- At St John's our aim is for children to '**read to learn**' and '**read to enjoy**' therefore children will have two books, one to practise essential reading skills and a second book that you can share together.



Home Learning Weekly Spellings



Hello Dolphins!

For this weeks' spelling home learning, Mrs Fowler and I would like you to practise the spellings of some of our common exception words. These are words you will have learnt in Year 1 but we need to make sure we are very confident spelling these words independently.

These are very important spellings to learn because we need them in lots of sentences we write.

Each week we will give you a suggested strategy to learn your spellings. Please write your spellings on a lined sheet of paper and take a photo to send in to us. Thank you!

they
me
are
her
was

Drawing around the word to show the shape

Draw around the words making a clear distinction in size where there are ascenders and descenders. Look carefully at the shape of the word and the letters in each box. Now try to write the word making sure that you get the same shape.

t o t a l l y

- Spellings set on Google Classroom.
- Upload photos of handwritten work.
- Please practise at home.

Hello Dolphins!

For this weeks' spelling home learning, Mrs Fowler and I would like you to be aware of irregular past tense verbs.

These are verbs which do not add the suffix -ed at the end when using them in the past tense, as they completely change.

We will give you some verbs and please can you write a sentence for each using the verb in its irregular past tense form. For example, blow -> I blew out the candles when it was my birthday.

Each week we will give you a suggested strategy to learn your spellings. Please write your spellings on a lined sheet of paper and take a photo to send in to us. Thank you!

eat find give fly make swim

- Saying the word in a funny way – for example, pronounce the 'silent' letters in a word

Common exception words

1 they ✓
2 me ✓
3 are ✓
4 her ✓
5 was ✓

5/5

they

1 ate peas
1 found a stick
1 gave a present to my friend.
1 flew in the sky
1 made a lake
1 swam in the water

Home Learning Maths



- Home Learning is every other week
- on Google Classroom / Sumdog
- Tasks- **key skills, fluency and whole class feedback.**

Handwritten math work on a red-bordered background:

- A tree diagram with 37 at the top, branching to 30 and 7.
- A vertical bar chart with 63 at the top and 11 bars of varying heights.
- A simple bar chart with 495051 on the x-axis and a single bar.
- Arithmetic: $20 \times$, $20 + 1 = 21$, $20 + 21 = 1$, $20 + 1 = 21$.
- The word "nineteen" written in cursive.
- A tree diagram with 24 at the top, branching to 20 and 4.
- A vertical bar chart with 28 at the top and 11 bars of varying heights.

Handwritten math work on a red-bordered background:

- Tree diagram for "Lap 37" with 37 at the top, branching to 20 and 7.
- Tree diagram for "car 63" with 63 at the top, branching to 60 and 3.
- Tree diagram for "race day 28" with 28 at the top, branching to 20 and 8.
- Tree diagram for "shirt 19" with 19 at the top, branching to 10 and 9.
- A vertical bar chart on the right side with 436 at the top and 11 bars of varying heights.

How to Help at Home



Simple maths skills

- Counting forwards and backwards to 100
- Saying one more and one less than any number to 100
- Counting in steps of 2, 5 and 10 forwards and backwards
- Reading and writing numbers to 100

Spelling of Year 1 and 2 common exception words

Use our half termly curriculum maps to engage in conversations about current foundation topics.

Communication



- Key messages can be given to Mrs Evans in the morning.
- After dismissal at the end of the day.
- Via the office for a phone call or in person conversation.



Thank you!

We are looking forward to a brilliant year, working with you and your wonderful children.